

DELHI PUBLIC SCHOOL NAGBANI JAMMU (WEST)
CBSE CODE-730095

Holiday Homework (2023-24)

Pre Nursery

Name: _____



Summer is messy,
Summer is fun,
Trips to the beach,
In the hot, hot Sun,
Let's give summer,
A big fat cheer!
Summer is the best time of the year

Dear Parent,

As the summer vacation has begun some fun filled activities planned for the little one, giving them the practice of “phonic sounds”, “counting”, “pre-numbers” and “swar concepts”, “healthy living”, “life skills” etc. All these in addition to the ‘quality time’ spent by the parents with children, as they guide them through these activities, will indeed make their vacations time more fun and fruitful.

Here are some activities given to help your child become independent and confident:-

Independent Me

- Buttoning and Unbuttoning
- Put on your Socks and Shoes
- Keeping belongings back in their place
- Filling the water bottles
- Keeping room clean and well-organized
- Tear a Chapatti and eat your Meal on your own

Alone we can do so little; together we can do so much. (Social Skills)

- Wish your elders with a smile
- Go outdoors and play with your friends
- Use magical words: Sorry, Please, Excuse Me, Thank You

One, who maintains cleanliness, keeps away diseases. (Personal Hygiene)

- Brushing teeth twice a day.
- Combing hair regularly
- Bathing everyday
- Washing hands before and after meals.

Reading is Fun

Children are made readers on the laps of their parents.

- Make reading a regular practice with pictures and large text.
- Make bed-time stories a part of your child's daily routine.

The teachers are trying to encourage the children to use simple words , phrases and sentences in school and at home like.



ALL ABOUT ME•

What is your name?

- How old are you?
- In which class do you read?
- What is the name of your school?
- What is the name of your teacher?
- What is your father and mother name?
- May I come in ma'am?
- May I Drink water?
- May I go to the toilet?
- I m feeling hungry.
- Please give me a glass of water.
- Please trim my nails.
- Please tell me a story.
- I m feeling sleepy.

As per the school closes for the summer break we have planned some worksheets, activities for your child to enhance his or her learning skills in a fun filled way. Kindly appoint specific time for the same every day.

Make your ward revise and practice following rhymes.

Head, Shoulder, knees and toes.

Jhonny Jhonny

Rain Rain go away

हाथी राजा

मेराघर

टेलीफोन

रसीलाआम





SUBJECT: ENGLISH

WORKSHEET NO. 1



Tracing Practice II



Directions: Trace the lines in each row.



WORKSHEET NO. 2



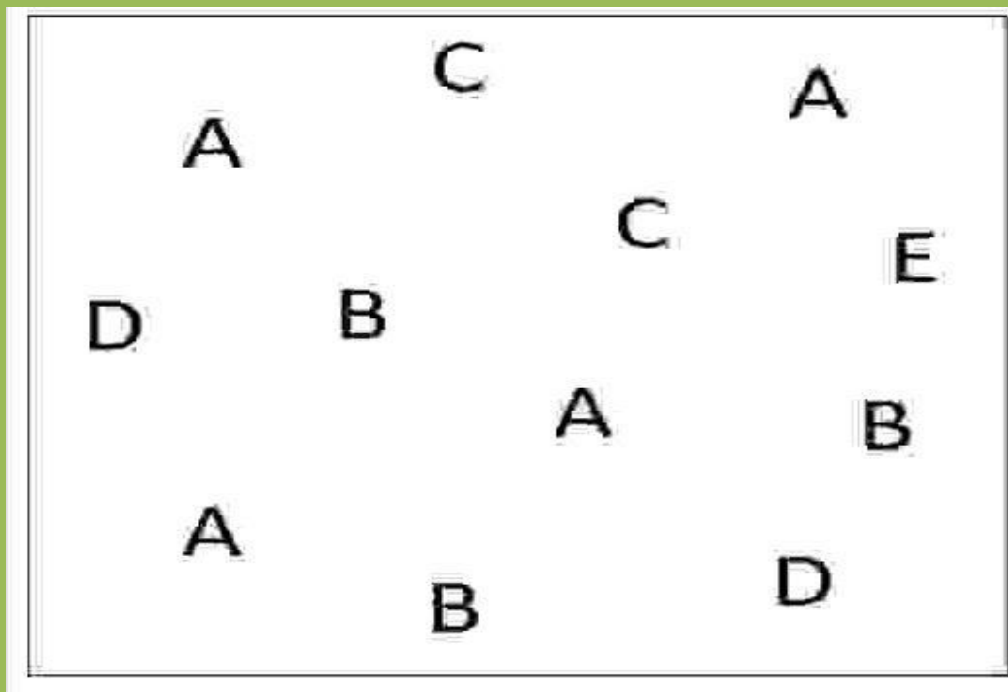
Let's score a point! Help the balls reach their goals by tracing the curved lines from left to right.



WORKSHEET NO. 3




Circle the Letter "A"



WORKSHEET NO. 4

Color the picture



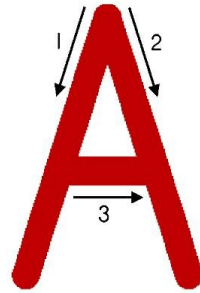
Apple












Ant



Alligator



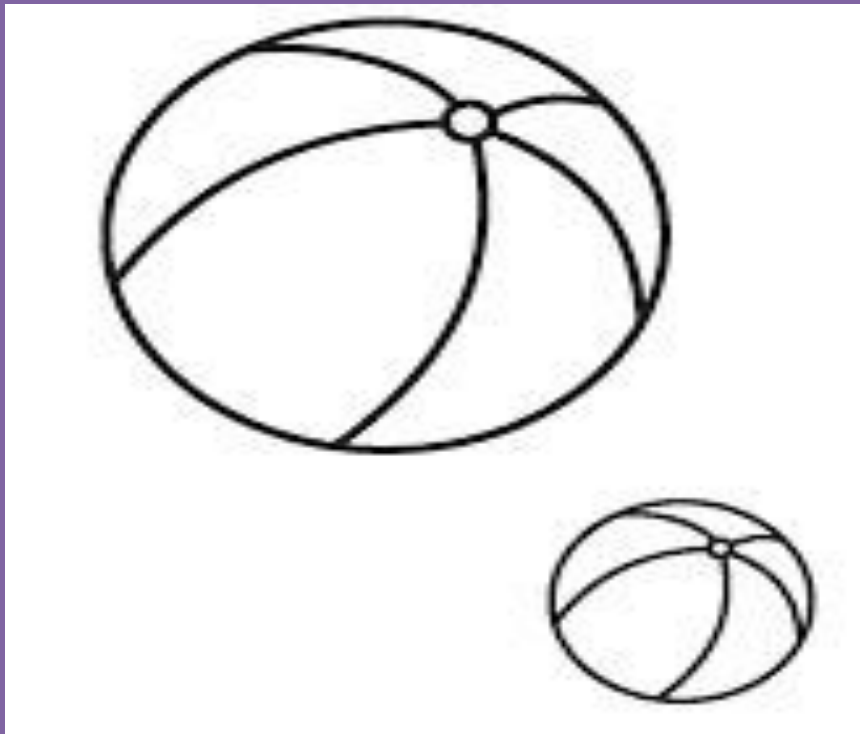
Trace the letter

SUBJECT: MATHS

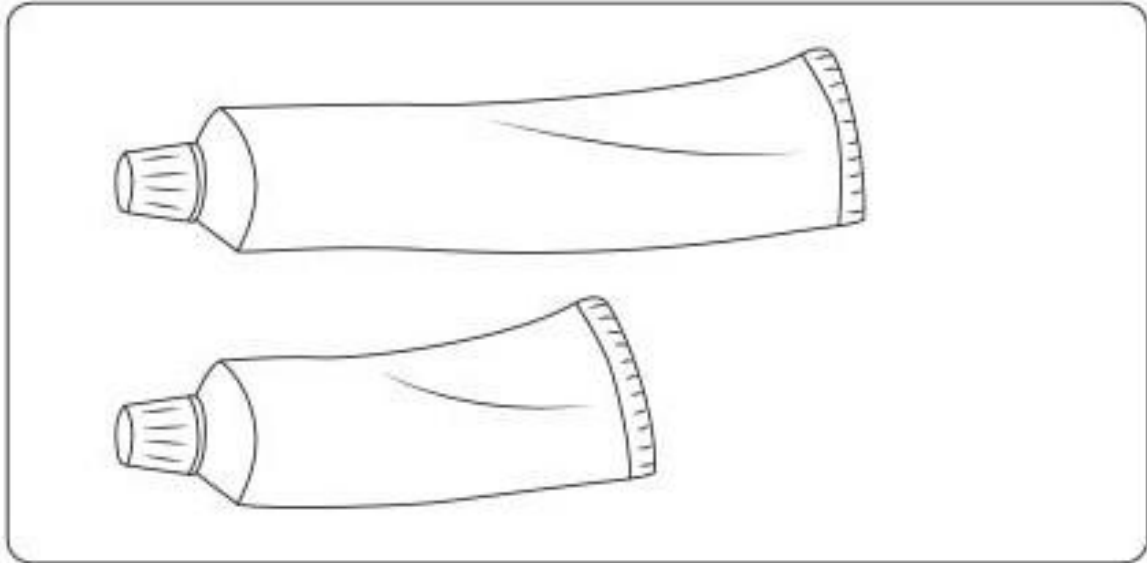
WORKSHEET NO. 1

Colour the big ball

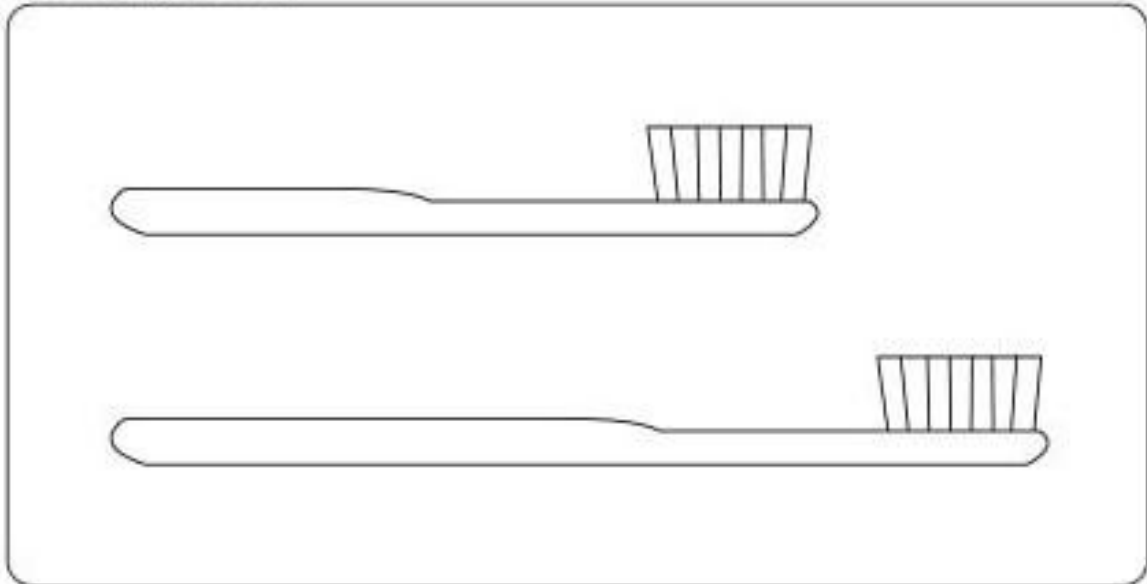


WORKSHEET NO. 2

Color the short toothpaste.




Color the long toothbrush.



WORKSHEET NO. 3

Match the Same Objects



Activity.1-

ENGLISH-Paste any two pictures related letter A on A4 sheet.

Book- Lines and patterns: Do page no 16 to 35.

Activity:2

MATHS-Use your Creativity and make an object which is Square in shape and decorate it.

Activity:3

EVS-Use your creativity and help your child to make any 1 Fruit of his/her choice on A4 size sheet & make him learn any 2 lines on it along with introduction.



- **Plan a trip or one Day trip**
 - **Paste the photograph of your family on a Colourful A4 size sheet.**
 - **Paste the photographs of the places you visited.**
 - **Paste the photographs of the different things you saw there.**
- *Help your child to make it beautiful.**

Let your child watch any of the movies in the vacation.

Father's Day Activity

“A Dad is someone you look up to every day, no matter how tall you grow”

Father's day is celebrated on 3Rd Sunday of June.

Father's like Mother's are pillars in the development of a child emotional well being.

Make this day Special something for your father and let him know how much he is special in your life.

1. You can make collage or can make beautiful cards.

2. You can prepare something special for your Dad and serve him:

Sandwich or lemonade.

Have a great



VaCaTion!